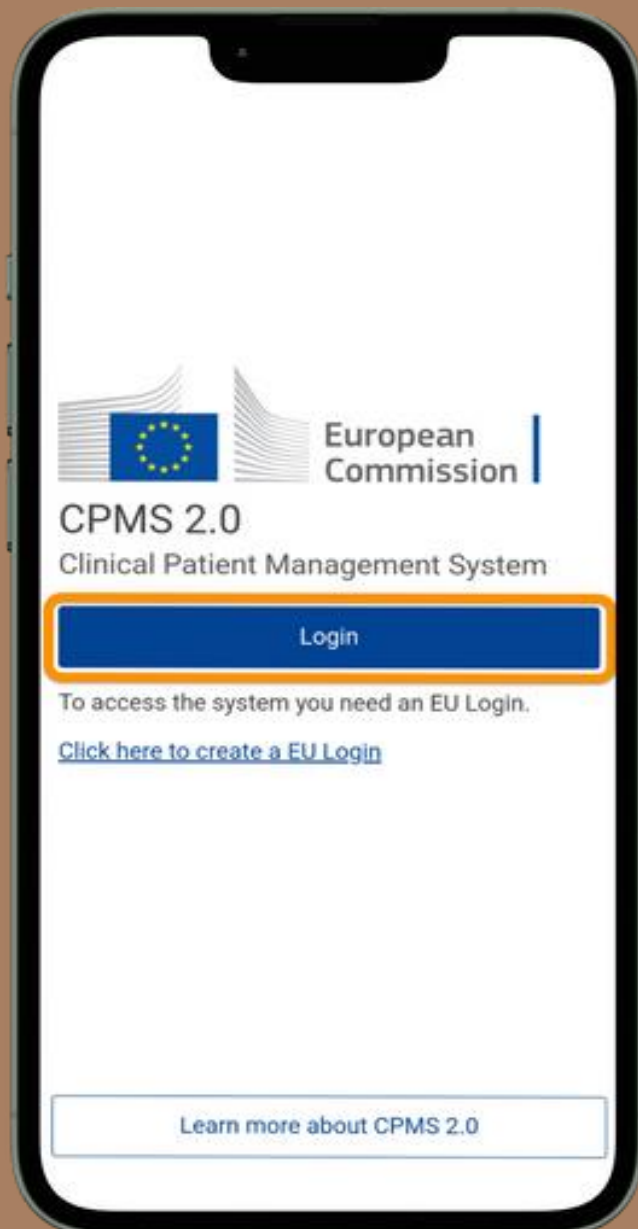


Testing the CPMS 2.0 Mobile App on Android



This document aims at assisting you to install the test version of CPMS 2.0 Mobile App on Android.

If you never had contact with CPMS 2.0 you should try the desktop version first:

- You can find it [here](#).
- Start by requesting access to the platform (sign-up) and once your access is approved by your ERN proceed by experimenting the available functionalities.
- There is a specific quick start guide for the desktop version available.

Please be aware that the Android test version of the app is not publicly available in the Google Play store. That is why you must follow the specific procedure explained in this document to download and install the app.

Please download and install the app and then try to replicate in the mobile version what you already did in the desktop version.

Installing the test version of CPMS 2.0 on Android

01

Send an email to

SANTE-ERN-CPMS-ITSUPPORT@ec.europa.eu

with the following details: **name**, **EU Login username**, your mobile system: **Android**, your **e-mail** associated with Google Play account in the phone you will be using for testing.



Please note: the e-mail addresses in the EU Login and in Google Play store can be different.

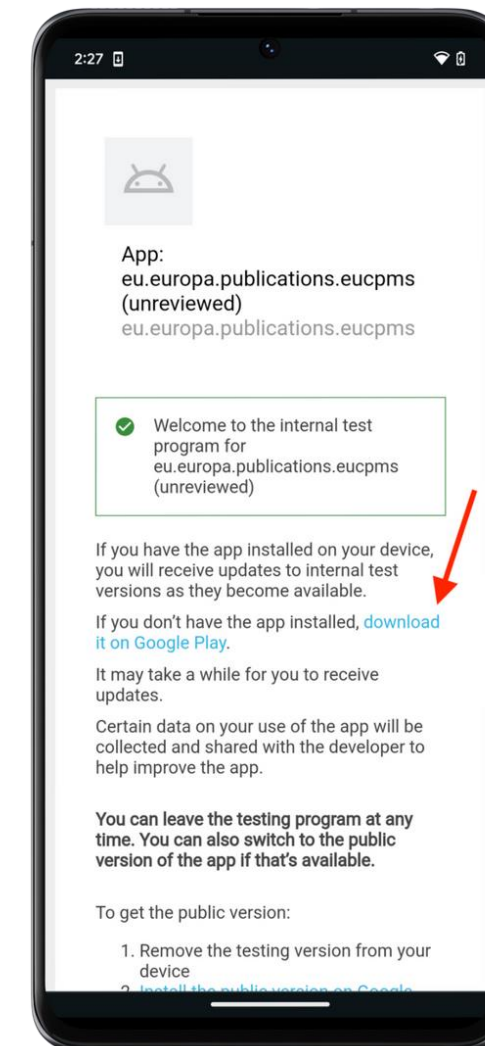
02

Receive email confirmation that you can start testing.

03

From your Android phone, go to

<https://play.google.com/apps/internaltest/4701301259079663175>



04

Click on “download it on Google Play”. Install the app.

05

Find the app on your phone and login into the CPMS 2.0 mobile app using your EU Login details.

Thank you!

Please try the app and send us your feedback by using this EU Survey whenever you want:

[Link to EU Survey](#)

If you have questions, please contact our support team:

SANTE-ERN-CPMS-ITSUPPORT@ec.europa.eu


If you are testing the mobile app without having first used the desktop app, you will need to request access to the CPMS 2.0 platform.

The annex to this document provides you guidance on how to request access (sign-up) using the mobile app, in case you haven't done so in the desktop app.

Annex: how to Sign-Up for CPMS 2.0 using the mobile app

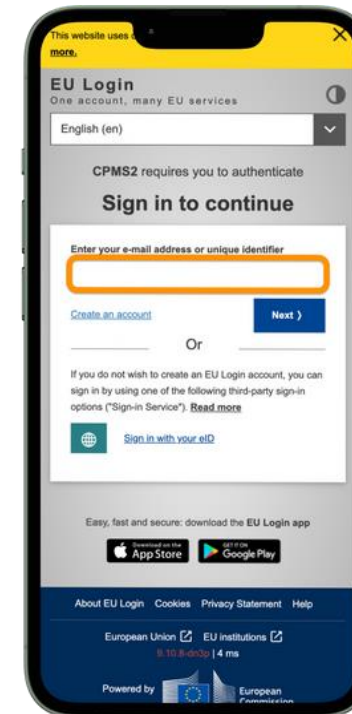
01

Press the Login button



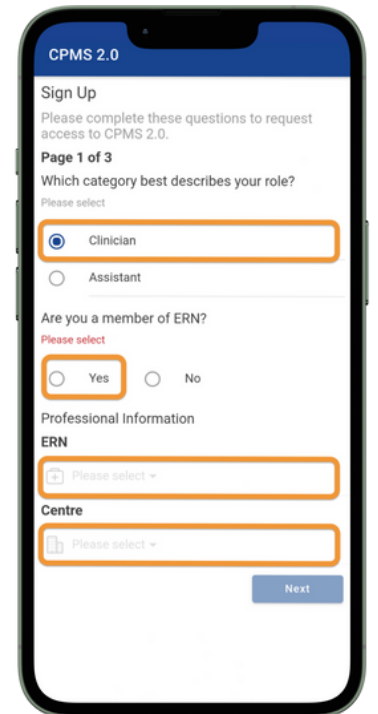
02

Follow the usual EU login procedure



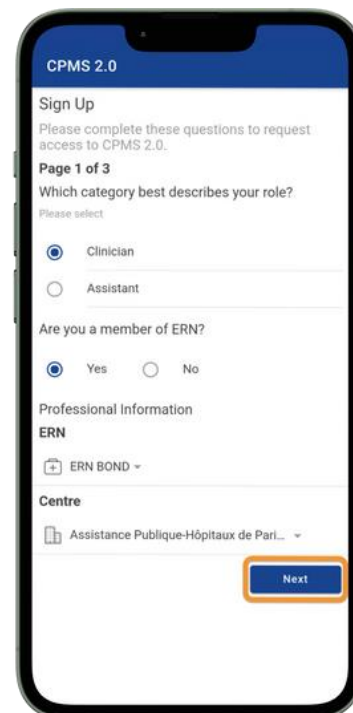
03

Select "Clinician" as role and "Yes" under "Are you a member of the ERN" than fill in your ERN and centre



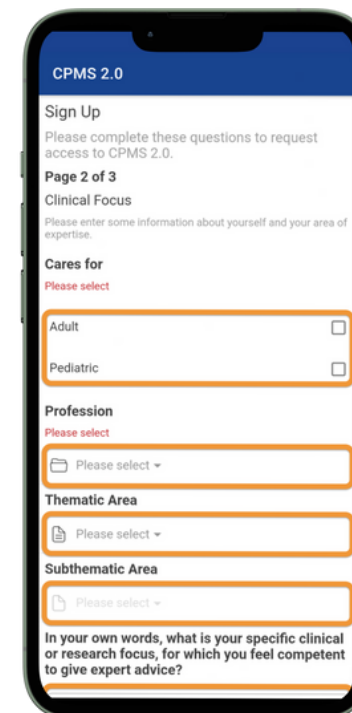
04

Press "Next"



05

Provide a description of your clinical focus, press "Next"



06

Review your information and press "Submit request". You will receive an email notification once your request is approved by your ERN

